

Personal Social and Emotional Development

- JIGSAW – **Resilient Ralph focus – how can we promote resilience in our classroom?**
- Caring for living things
- Circle time – talk, listen, ask questions, contribute own feelings and ideas
- Take turns e.g. bikes, computer etc.
- Work in pairs and small groups.
- Talk to adults and peers in pairs and small groups
- Dress and undress for PE and Forest School
- What is Yoga? How does it keep our bodies be calm? How does it keep us healthy?
- The Ugly Bug Ball
- Encourage children to share what they're good at and what their achievements are.
- Father's Day – someone special

Mathematics

Numbers:

- Estimating using numbers to 6
- Nine-ness of 9.
- Ten-ness of 10.
- Numbering ordering to 10.
- Number recognition 0-10
- Numbers to 5 subitising
- Number bonds to 5.
- Part part whole
- Number stories
- Numicon, Numberblocks, 10 frame, Numberline

Shape, Space and Measures

- Develop mathematical ideas and methods to solve practical problems.
- Use everyday words to describe capacity.
- Use everyday language relating to time.

Understanding the World

People and Communities

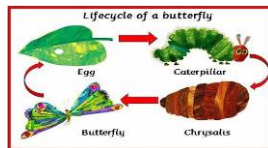
- Summer – what minibeasts can you see?
- Plants and animals that live on the seashore.
- Pebbles, sand, rocks and the sea.
- Pirates: making treasure maps and outdoor pirate ships.
- Magic carpet let's visit places all over the world
- What's a globe? Where do we live in the world?

Technology:

- Beebots
- iPad/CD player/boombox
- Summer on IWB
- Using technology for a purpose.

The Hungry Caterpillar

- Watch a Caterpillar to Butterfly time lapse
- Can you create your own lifecycle of a caterpillar? Draw the different stages and label them
- On your daily walk can you find any minibeasts? What do they look like?
- Do caterpillars actually eat cake like in the story? Research what caterpillars eat.



Physical Development

- Independence choosing right clothing to suit weather conditions. E.g. all in-one weather suits.
- Preparation for reception e.g. teaching to use a knife and fork, carrying a tray.
- Dough disco
- Wake and Shake
- Gross motor skills: Preparing for sports day activities e.g. quoites, sacks, egg and spoon.
- Manipulates objects with good fine motor skills.
- Uses writing as a means of communicating to audience.
- Move like a minibeast
- Parachute games
- Name writing – pencil control
- Make a fruit kebab
- Know about healthy food choices and why they're good for our bodies.
- Experiment different way of moving, skipping, hopping, running, jumping.

Communication and Language

Nursery Rhymes:

- One, Two Buckle my shoe
- Jack and Jill
- Five Currant Buns
- One Finger One Thumb
- Five Little Ducks

Phonics:

- Rhythm and rhyme: Continue a rhyming string.
- Alliteration: Look at an object and recognise the initial sound.
- Voice sounds: Robot talk, metal mike.
- Oral blending and segmenting: Sound talk segmented words. I can say how many phonemes I can hear.
- Exceeding: Phonics phase 2


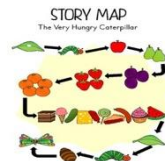
The Hungry Caterpillar talking opportunities:

- Talk about what happens to Caterpillars, what do they turn into?
- Talk about different food types, what's healthy/unhealthy.
- Look through the story of 'The Very Hungry Caterpillar' what words can we sound out using our Phonics e.g. m-oo-n, l-igh-t which words can we not sound out? Which parts of these words are the tricky parts?

Summer 2

The Hungry Caterpillar by Eric Carle

What minibeasts can you find outside?



Expressive arts and design

- Begin to construct, stacking blocks vertically and horizontally, making enclosures and creating spaces- Create 3D structures
- Recognise repeated sounds and sound patterns and match movements to music
- Role Play – seaside
- Collage with different fabrics, papers, foods and materials
- Painting with different sized brushes, different types of paints on different sized, shaped and textured paper.
- Modelling with junk, clay, dough, construction, wood
- Make music through singing, body sounds, classroom objects and musical instruments
- Listen to a wide range of sounds made by different mini beasts
- Dance to a range of music from around the world
- Create a symmetrical butterfly – this can be painted or coloured – make sure they are the same on both sides! If painting you could paint one side then fold the page over.
- Father's Day Crafts

Literacy

- Share information books about insects, minibeasts and life cycles.
- Enjoy other stories including: Superworm, Ugly Bug Ball, The lazy ladybird, Rainbow Fish, The snail and the whale.
- Thinking about sequence of events in stories and saying what happened in the beginning, middle and end.
- Join in rhymes, songs linked to mini beasts – Incy Wincy Spider, Tiny Caterpillar,
- Look at books fiction/non fiction alone/with others
- Unsupported: Name Recognition
- Reads back own mark making & name.
- Begins to copy letters from own name
- T&W – The Hungry Caterpillar
- Draw picture of a butterfly
- Write a shopping list for food
- Uses writing as a means of communicating to audience.
- Writes for different purposes.
- Exceeding: Phonics phase 2

Forest School

- What does summer smell like?
- Clay play
- Potato peeler whittling
- Build mini bug hotels
- Observe rainbows
- Create a sculpture trail
- Learn names of birds in outdoor area
- Match leaf to tree games