

Thomas Gray Primary School
End of Year Data 2017

EYFS - Reception

Cohort:- 30 children

Children not achieving Early Learning Goals in all areas.	Children who achieved Early Learning Goals in all areas.
12 = 40%	18 = 60%

Year 1 Phonics

Cohort:- 29 children

Not achieved the standard	Achieved the standard
18 = 62.1%	11 = 37.9%

Year 2 Phonics

Cohort:- 14 children who re-sat the test

Not achieved the standard	Achieved the standard
7 = 50%	7 = 50%

Year 2 Teacher Assessment / SAT's

Cohort:- 29 Children

	Pre Key Stage	Working Towards	Working At	Working at Greater Depth
Reading	10 = 34.5%	1 = 3.5%	16 = 55.7%	2 = 6.9%
			Combined = 18 children = 62.6%	
Writing	13 = 44.8%	1 = 3.5%	14 = 48.3%	1 = 3.5%
			Combined = 15 children = 51.8%	
Mathematics	13 = 44.8%	0	14 = 48.3%	2 = 6.9%

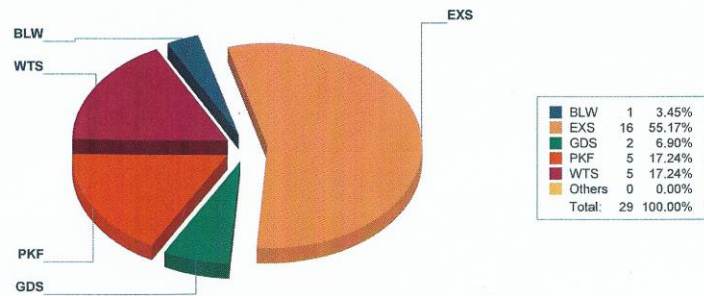
Year 6 Teacher Assessment / SAT's

Cohort:- 28 Children

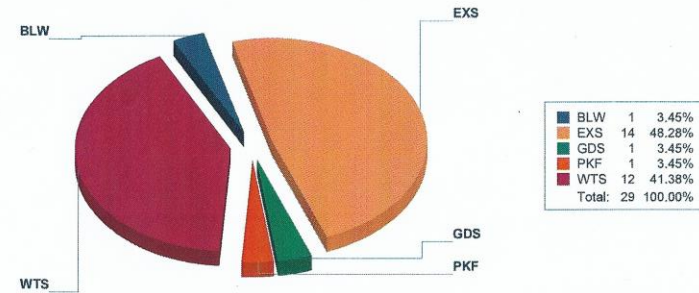
	Pre Key Stage	Working Towards	Working At
Reading	4 = 14.3%	7 = 25%	17 = 60.7%
Writing	6 = 21.4%	6 = 21.4%	16 = 55.2%
Grammar, Punctuation and Spelling	1 = 3.6%	5 = 17.9%	22 = 78.6%
Mathematics	5 = 17.9%	6 = 21.4%	17 = 60.7%

KS1 TA Outcome Breakdown Pie Chart

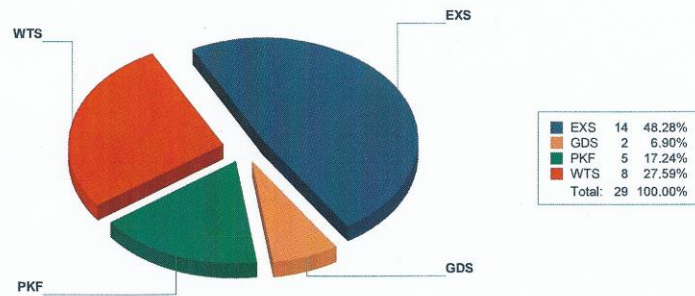
Reading



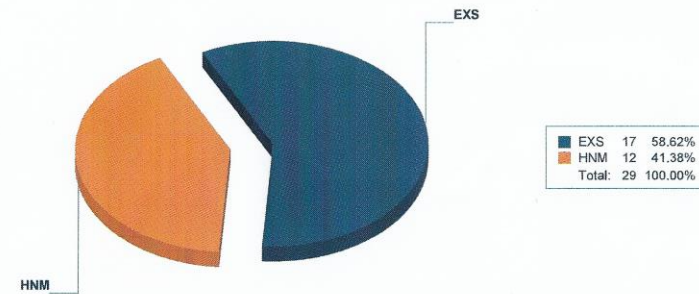
Writing



Mathematics



Science



Scaled Scores

Teacher Assessment

1. 62.07% of the cohort achieved the standard in Reading (18/29 pupils).
2. 50.00% of Boys achieved the standard in Reading (8/16 pupils).
3. 76.92% of Girls achieved the standard in Reading (10/13 pupils).
4. Girls performing above Boys by 26.92%.
5. 51.72% of the cohort achieved the standard in Writing (15/29 pupils).
6. 37.50% of Boys achieved the standard in Writing (6/16 pupils).
7. 69.23% of Girls achieved the standard in Writing (9/13 pupils).
8. Girls performing above Boys by 31.73%.
9. 55.17% of the cohort achieved the standard in Mathematics (16/29 pupils).
10. 43.75% of Boys achieved the standard in Mathematics (7/16 pupils).
11. 69.23% of Girls achieved the standard in Mathematics (9/13 pupils).
12. Girls performing above Boys by 25.48%.

EYFS

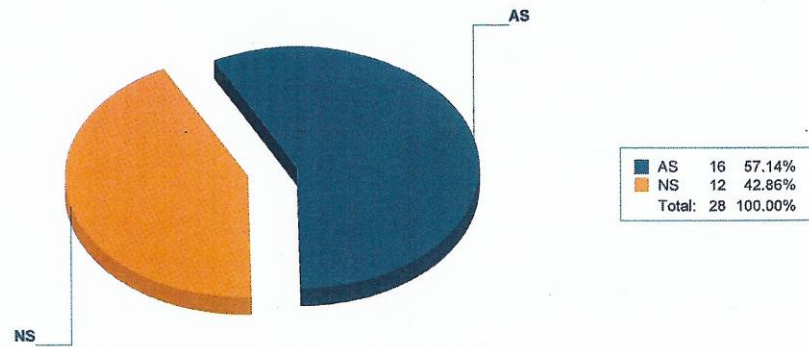
1. 55.17% of the cohort achieved Early Learning Goal in Reading (16/29 pupils).
2. 41.18% of Boys achieved Early Learning Goal in Reading (7/17 pupils).
3. 75.00% of Girls achieved Early Learning Goal in Reading (9/12 pupils).
4. Girls performing above Boys by 33.82%.
5. 51.72% of the cohort achieved Early Learning Goal in Writing (15/29 pupils).
6. 35.29% of Boys achieved Early Learning Goal in Writing (6/17 pupils).
7. 75.00% of Girls achieved Early Learning Goal in Writing (9/12 pupils).
8. Girls performing above Boys by 39.71%.
9. 65.52% of the cohort achieved Early Learning Goal in Mathematics (Number) (19/29 pupils).
10. 52.94% of Boys achieved Early Learning Goal in Mathematics (Number) (9/17 pupils).
11. 83.33% of Girls achieved Early Learning Goal in Mathematics (Number) (10/12 pupils).
12. Girls performing above Boys by 30.39%.

National

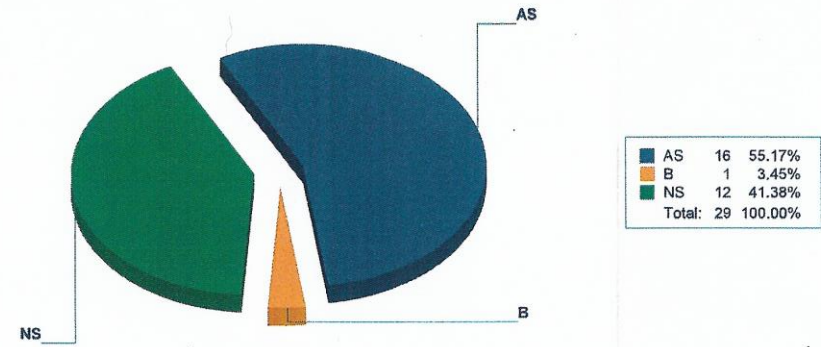
1. 62.07% of the cohort achieved the standard in Reading (18/29 pupils).
2. 50.00% of boys achieved the standard in Reading (8/16 pupils).
3. 76.92% of girls achieved the standard in Reading (10/13 pupils).
4. cohort performing below national average by 12% in Reading.
5. boys performing below national average by 20% in Reading.
6. girls performing below national average by 1% in Reading.
7. 51.72% of the cohort achieved the standard in Writing (15/29 pupils).
8. 37.50% of boys achieved the standard in Writing (6/16 pupils).
9. 69.23% of girls achieved the standard in Writing (9/13 pupils).
10. cohort performing below national average by 13% in Writing.
11. boys performing below national average by 22% in Writing.
12. girls performing below national average by 4% in Writing.
13. 55.17% of the cohort achieved the standard in Mathematics (16/29 pupils).
14. 43.75% of boys achieved the standard in Mathematics (7/16 pupils).
15. 69.23% of girls achieved the standard in Mathematics (9/13 pupils).
16. cohort performing below national average by 18% in Mathematics.
17. boys performing below national average by 28% in Mathematics.
18. girls performing below national average by 5% in Mathematics.
19. 6.90% of the cohort achieved greater depth within the standard in Reading which is below National (24%) by 17% (2/29 pupils).
20. 3.45% of the cohort achieved greater depth within the standard in Writing which is below National (13%) by 10% (1/29 pupils).
21. 6.90% of the cohort achieved greater depth within the standard in Mathematics which is below National (18%) by 11% (2/29 pupils).

KS2 Test Outcome Breakdown Pie Chart

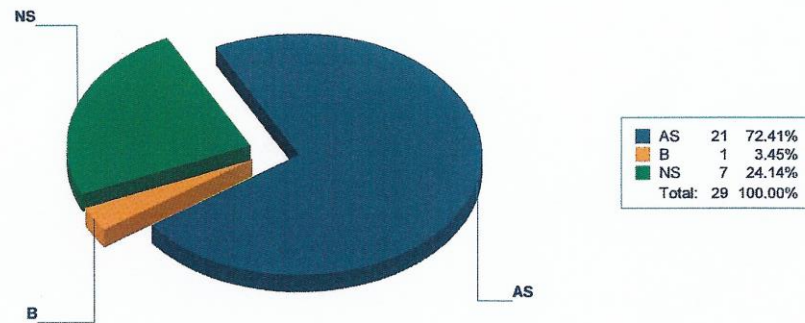
Reading



Mathematics

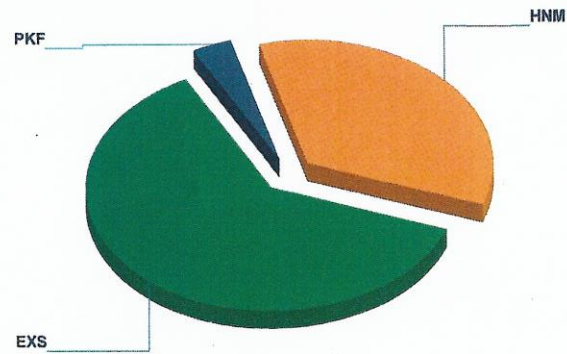


GPVS



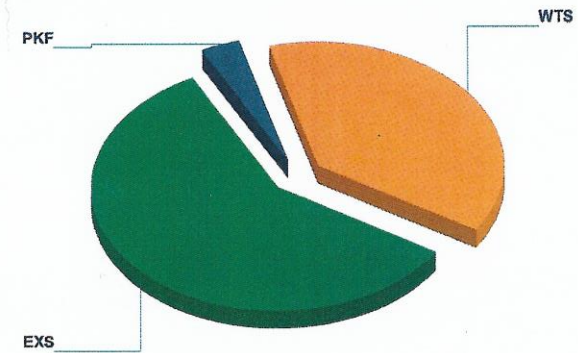
KS2 TA Outcome Breakdown Pie Chart

Reading



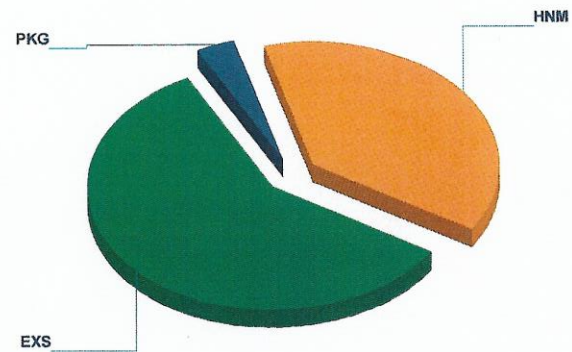
PKF	1	3.45%
HNM	10	34.48%
EXS	18	62.07%
Total: 29 100.00%		

Writing



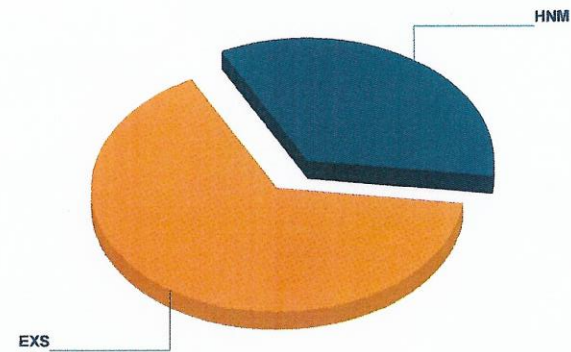
PKF	1	3.45%
WTS	11	37.93%
EXS	17	58.62%
Total: 29 100.00%		

Mathematics



PKG	1	3.45%
HNM	11	37.93%
EXS	17	58.62%
Total: 29 100.00%		

Science



HNM	10	34.48%
EXS	19	65.52%
Total: 29 100.00%		

Summary Sheet

Test Outcomes

1. 55.17% of the cohort achieved the standard in Reading (16/29 pupils).
2. 50.00% of Boys achieved the standard in Reading (9/18 pupils).
3. 63.64% of Girls achieved the standard in Reading (7/11 pupils).
4. Girls performing above Boys by 13.64%.
5. 55.17% of the cohort achieved the standard in Mathematics (16/29 pupils).
6. 44.44% of Boys achieved the standard in Mathematics (8/18 pupils).
7. 72.73% of Girls achieved the standard in Mathematics (8/11 pupils).
8. Girls performing above Boys by 28.28%.
9. 72.41% of the cohort achieved the standard in GPVS (21/29 pupils).
10. 61.11% of Boys achieved the standard in GPVS (11/18 pupils).
11. 90.91% of Girls achieved the standard in GPVS (10/11 pupils).
12. Girls performing above Boys by 29.80%.
13. 44.83% of the cohort achieved the standard in all three subjects (13/29 pupils).
14. 33.33% of Boys achieved the standard in all three subjects (6/18 pupils).
15. 63.64% of Girls achieved the standard in all three subjects (7/11 pupils).
16. Girls performing above Boys by 30.30%.

Scaled Scores

1. The average scaled score for the Cohort in Reading is 99.93.
2. The average scaled score for Girls in Reading is 101.64 which is 2.81 above Boys at 98.82.
3. The average scaled score for the Cohort in Mathematics is 99.79.
4. The average scaled score for Girls in Mathematics is 100.36 which is 0.95 above Boys at 99.41.
5. The average scaled score for the Cohort in GPVS is 103.54.
6. The average scaled score for Girls in GPVS is 104.64 which is 1.81 above Boys at 102.82.
7. The average scaled score for the Cohort in all three subjects is 101.08.
8. The average scaled score for Girls in all three subjects is 102.21 which is 1.86 above Boys at 100.35.

Teacher Assessment

1. 62.07% of the cohort achieved the standard in Reading (18/29 pupils).
2. 55.56% of Boys achieved the standard in Reading (10/18 pupils).
3. 72.73% of Girls achieved the standard in Reading (8/11 pupils).
4. Girls performing above Boys by 17.17%.
5. 58.62% of the cohort achieved the standard in Writing (17/29 pupils).
6. 50.00% of Boys achieved the standard in Writing (9/18 pupils).
7. 72.73% of Girls achieved the standard in Writing (8/11 pupils).
8. Girls performing above Boys by 22.73%.
9. 58.62% of the cohort achieved the standard in Mathematics (17/29 pupils).
10. 50.00% of Boys achieved the standard in Mathematics (9/18 pupils).
11. 72.73% of Girls achieved the standard in Mathematics (8/11 pupils).
12. Girls performing above Boys by 22.73%.
13. 65.52% of the cohort achieved the standard in Science (19/29 pupils).
14. 61.11% of Boys achieved the standard in Science (11/18 pupils).
15. 72.73% of Girls achieved the standard in Science (8/11 pupils).
16. Girls performing above Boys by 11.62%.

National

1. 41.38% of the cohort achieved the standard in Reading, Writing and Mathematics which is below National (61.00%) by 19.62% (12/29 pupils).
2. 55.17% of the cohort achieved the standard in Reading which is below National (71.00%) by 15.83% (16/29 pupils).
3. 58.62% of the cohort achieved the standard in Writing which is below National (76.00%) by 17.38% (17/29 pupils).
4. 55.17% of the cohort achieved the standard in Mathematics which is below National (75.00%) by 19.83% (16/29 pupils).
5. 72.41% of the cohort achieved the standard in GPVS which is below National (77.00%) by 4.59% (21/29 pupils).
6. The average scaled score in Reading is 99.93 which is below the National average (104.00) by 4.07.
7. The average scaled score in Mathematics is 99.79 which is below the National average (104.00) by 4.21.
8. The average scaled score in GPVS is 103.54 which is below the National average (106.00) by 2.46.

